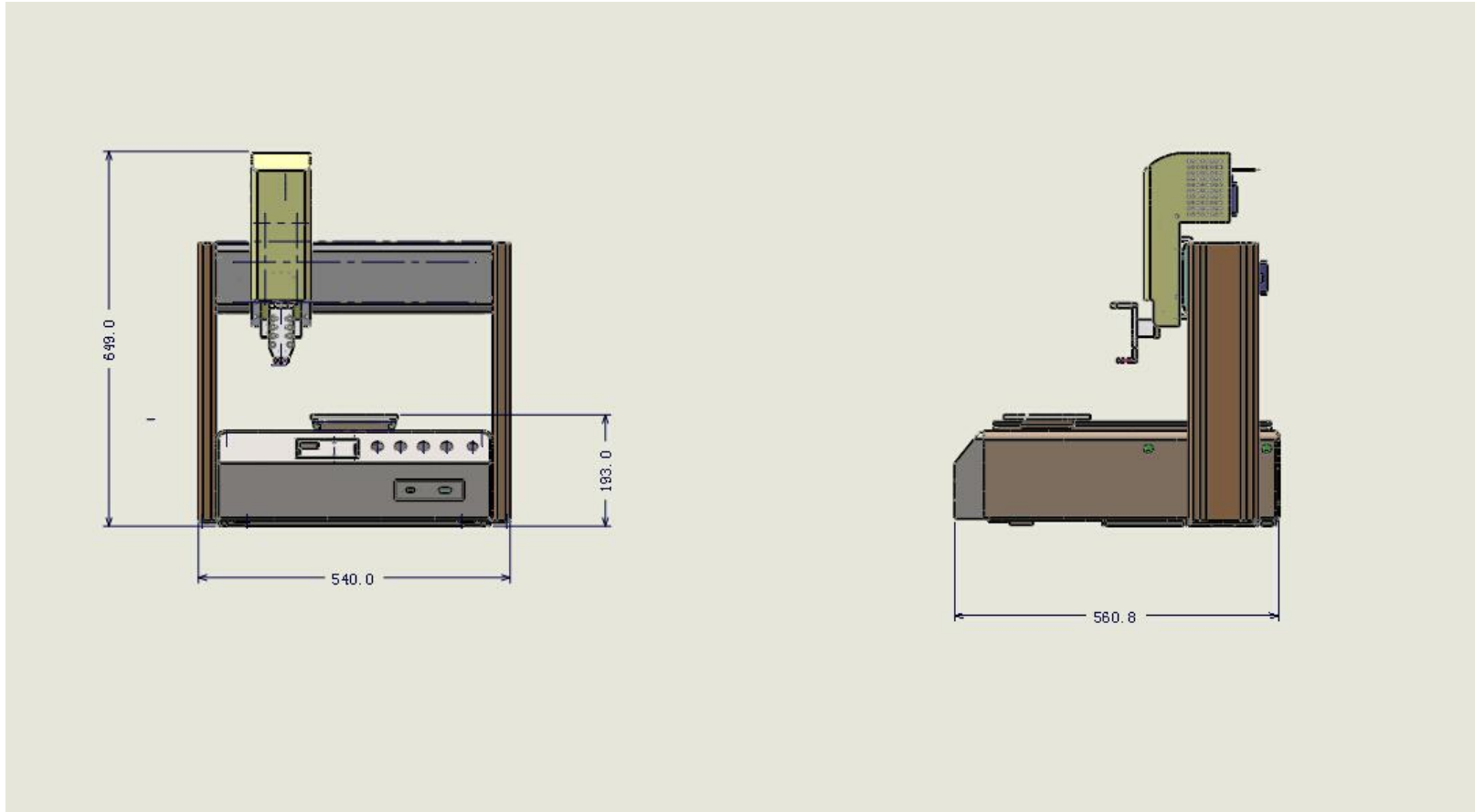




Automated Dispensing Robot (DJ-300P)

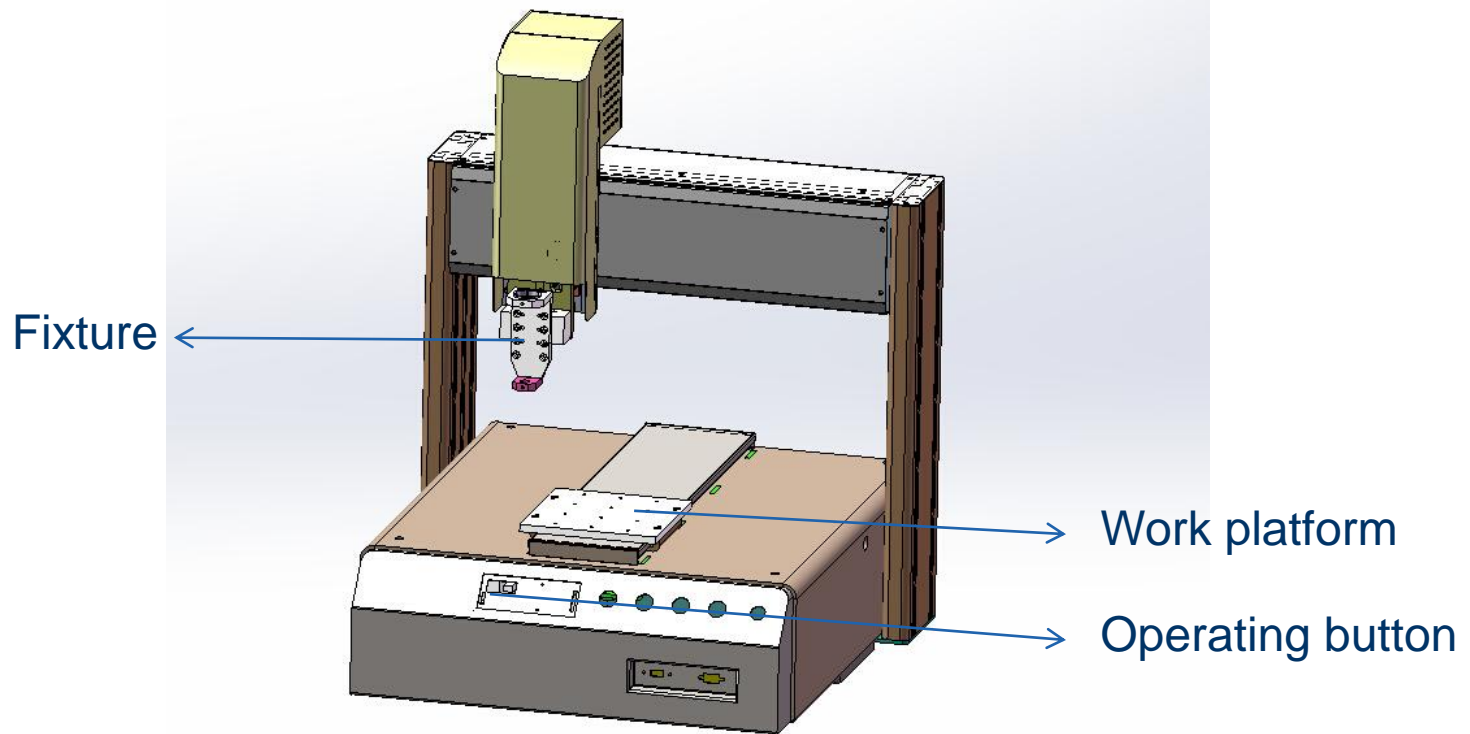
Equipment appearance

Size :



DJ-300P Automated Dispensing Robot

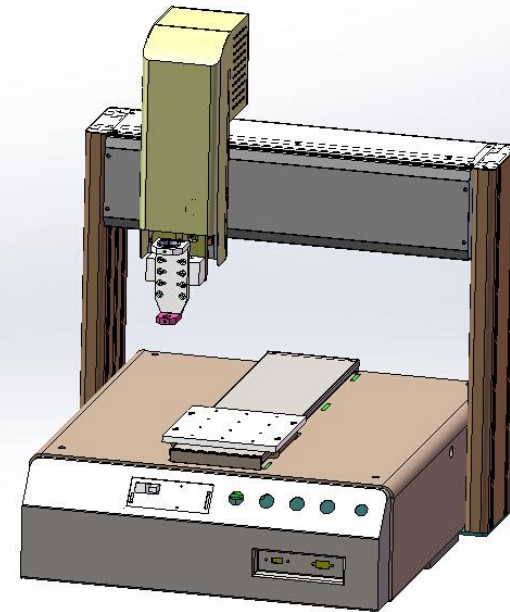
Equipment structure



Equipment function

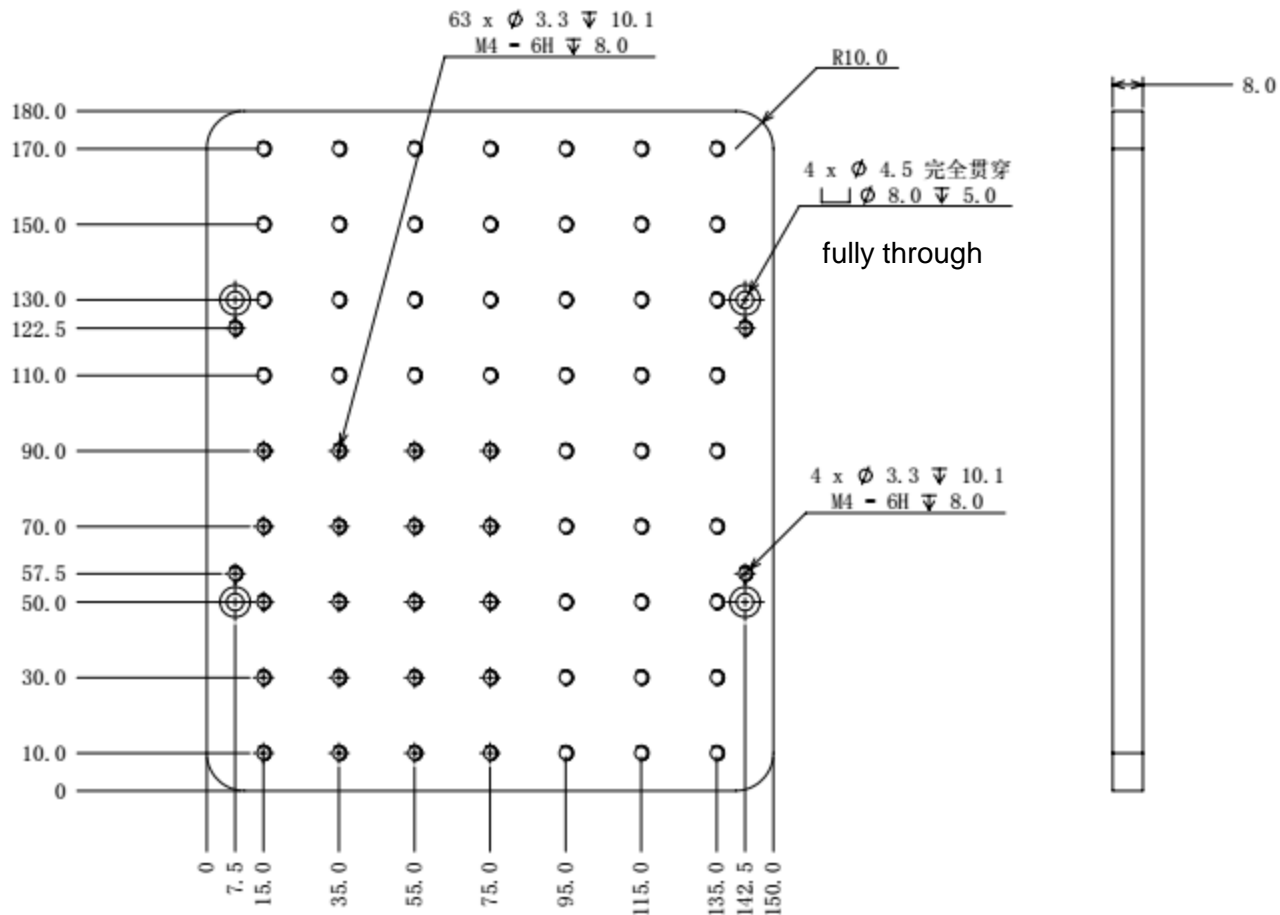
Basic functions:

1. Three dimension servo and stepper drive motors (stepper drive motors with signal feedback for accuracy);
2. Hand held teach pendant (easy to program, realize fluid placement such as dots, lines, circles and arcs easily);
3. Programmable dispensing volume, dispensing speed, dispensing time and stop time (stable dispensing quantity);
4. Fluid dispensing, for example: UV glue, AB glue, silica gel, hot melt glue, EMI conductive adhesive, SILICON, epoxy, green glue, silver glue, red glue, solder paste, thermal grease, celluloid paint, threadlocker...;
5. Modularized structural design which is convenient for maintenance.



Component show

Precise platform



Equipment parameter

Model	DJ-300P		
Power supply	220V		
Number of controllable axes	Three axis		
Moving range	X axis	Y axis	Z axis
	300mm	300mm	80mm
Speed range	X axis	Y axis	Z axis
	0.1~600mm/sec	0.1~600mm/sec	0.1~400mm/sec
Repeatability accuracy	X axis	Y axis	Z axis
	±0.02mm	±0.02mm	±0.02mm
Resolution	X axis	Y axis	Z axis
	0.01mm	0.01mm	0.01mm
Payload weight	work platform	8Kg	
Speed control	Auto speed control with forward-looking		
Storage for teaching files	Max.999 files&Max.1000 bytes		
Storage for processing files	Over 1000 files		
Working ambient	Temperature	0~40℃	
	Relative Humidity	20%~90%	
Outside size W×D×H	560 * 540 * 649mm		
Weight	40Kg		

Equipment configuration

Core configuration:

1. Photoelectric controller: Panasonic (Japan), Omron (Japan), AIRTAC (Taiwan);
2. Sliding rail: HIWIN (Taiwan);
3. Driving mode: stepper drive motors of SHINANO (Japan) or simple servo drive motors (stepper drive motors with signal feedback for accuracy);
4. Control method: hand held teach pendant + single chip controlled movement system;
5. Body (heavier than aluminum): stabilized chassis and customization;
6. Power supply: MEAN WELL (Taiwan);
7. Belt: foreign wired belt with good abrasion resistance and stabilization.

Equipment advantage

1. X, Y, Z HIWIN sliding rail (chassis stability);
2. Simple servo drive motors (stepper drive motors with signal feedback) to avoid missing steps;
3. Columns on both sides use mould unloading aluminum (unique porous aluminum which does not have to remove the shell when changing the wire);
4. Three dimension servo and stepper drive motors (stepper drive motors with signal feedback for accuracy);
5. Hand held teach pendant (easy to program, realize fluid placement such as dots, lines, circles and arcs easily);
6. Programmable dispensing volume, dispensing speed, dispensing time and stop time (stable dispensing quantity);
7. Fluid dispensing, for example: UV glue, AB glue, silica gel , hot melt glue, EMI conductive adhesive, SILICON, epoxy, green glue, silver glue, red glue, solder paste, thermal grease, celluloid paint, threadlocker...;
8. Modularized structural design which is convenient for maintenance;
9. Customizable double head for simultaneous working (improve work efficiency exponentially).

The background features abstract, overlapping geometric shapes in shades of light blue and green, creating a sense of depth and movement. A prominent horizontal bar, split into a dark red left half and a blue right half, spans the width of the image. The text 'Thank You!' is centered within this bar.

Thank You !